


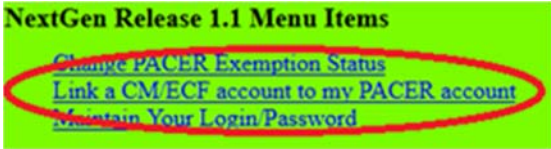
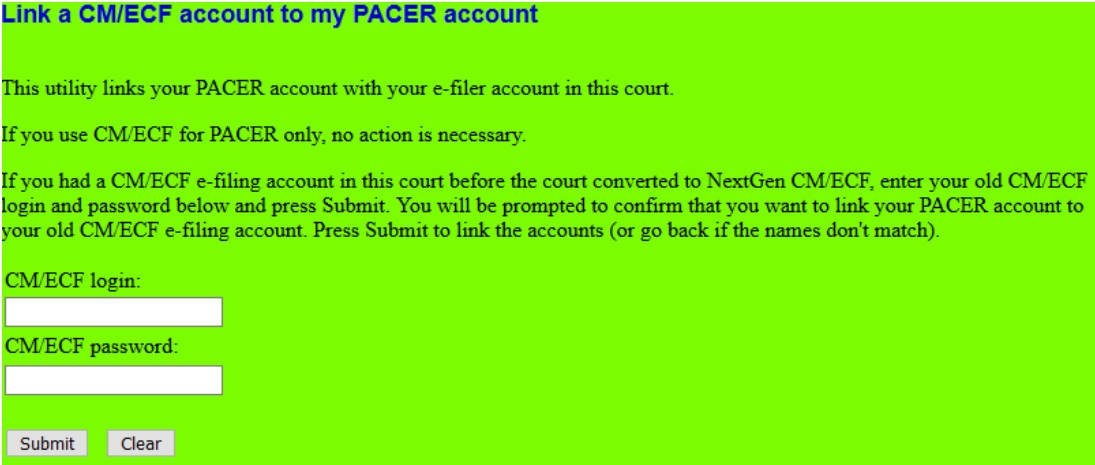


STEP	ACTION
5	<p>After logging in you will notice the limited Menu Bar.</p>  <p>You have gained access to PACER. Follow the remaining steps to link your accounts.</p>
6	<p>Select <b>Utilities</b> in the limited Menu Bar.</p> 
7	<p>Select <b>NextGen Release 1.1 Menu Items</b></p> 
8	<p>Select <b>Link a CM/ECF Account to my PACER Account.</b></p> 
9	<p>Enter your <b>current CM/ECF Login and Password</b> for Wisconsin Western Bankruptcy Court.</p> 
10	<p>Select <b>Submit</b>.</p>